

SHOWER CRADLE



OrchidMedicare




BACAWAY



Polygiene®




- Detachable side panels for additional security



- Rear tension adjustable straps optimum access for hair washing



- Antimicrobial coated mesh



- Sewn-in adjustable safety belt



- Powder coated tubular stainless steel frame



- Heavy duty castors with easy to use brakes, made from high grade materials



Designed to support users & assist carers in every day aspects of providing care



T. 01482 820 333

E. sales@orchid-medicare.co.uk

www.orchid-medicare.co.uk



SHOWER CRADLE

Designed to assist



The Orchid Medicare Shower Cradle is designed to offer a reclined seated position with hips and legs flexed for use in a level access shower or where space is limited, and offers a controlled and comfortable showering experience for the end user and carer.

The stainless steel frame has an anti-bacterial powder coated finish and the mesh fabric has an antimicrobial coating to restrict the growth of bacteria. This cradle also features tension adjustable mesh to relieve pressure or increase support, suiting the patient's preference. Four sizes available.

TECHNICAL DATA

No specialist cleaning required due to our BacAway anti-bacterial powder coating, just use a proprietary cleaning solution.

The Mesh & Straps are Manufactured From 100% Polyester

Do Not Wash at Temperatures Above 71°C

Do Not Dry Clean

Do Not Use Bleach of Any Kind

Cradle Weight - 11kg (s), 11.5kg (m), 12kg (l), 12.5kg (xl)

Maximum User Weight 28st

| Dimensions | Small | Medium | Large | X Large |
|--------------------|--------|--------|--------|---------|
| A (back width) | 505mm | 505mm | 580mm | 618mm |
| B (hip) | 455mm | 455mm | 505mm | 543mm |
| C (knee) | 495mm | 495mm | 545mm | 583mm |
| D (foot) | 405mm | 405mm | 405mm | 405mm |
| E (back length) | 612mm | 712mm | 812mm | 812mm |
| F (thigh) | 305mm | 355mm | 405mm | 405mm |
| G (calf) | 260mm | 335mm | 335mm | 335mm |
| H (overall height) | 1080mm | 1150mm | 1215mm | 1215mm |
| L (back width) | 935mm | 1105mm | 1225mm | 1225mm |

OPTIONAL ACCESSORIES



Delta Head Rest



Side Panels

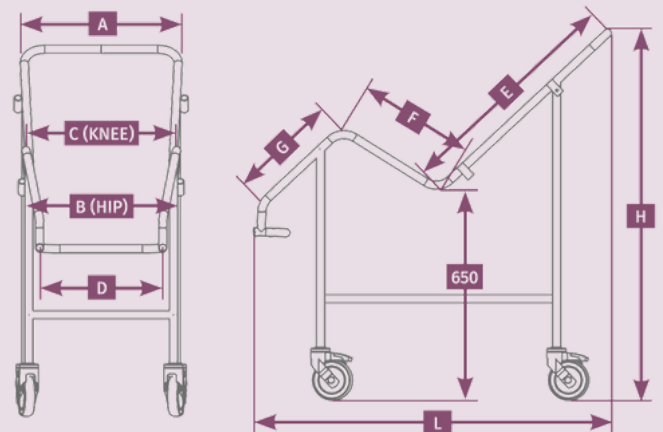


Washing Aperture



Side Support Rolls

View our full range of accessories on our website: www.orchid-medicare.co.uk



- Frame has an anti-bacterial powder coating finish which does not degrade effectiveness over time
- Castor tested to 100 hours salt spray test
- Upholstery is hard wearing, easy to clean and meets current legislations regarding fire retardant material
- The sides of the mesh along the frame are padded to maximise comfort
- ISO:9001:2015 accreditation
- Made in the UK



Orchid Medicare



Head office:

Copenhagen Road, Sutton Fields Industrial Estate, Hull, East Yorkshire, HU7 0XQ
T. 01482 820 333 | E. sales@orchid-medicare.co.uk | www.orchid-medicare.co.uk